



How to Make a Loan Payment from an External Account



step 1
Download Rogue's Mobile Banking app for Android or iOS.




step 2
Open the app. Log in with the username and password you use for Online Banking.



step 3
Tap "More" in the toolbar at the bottom of your screen.

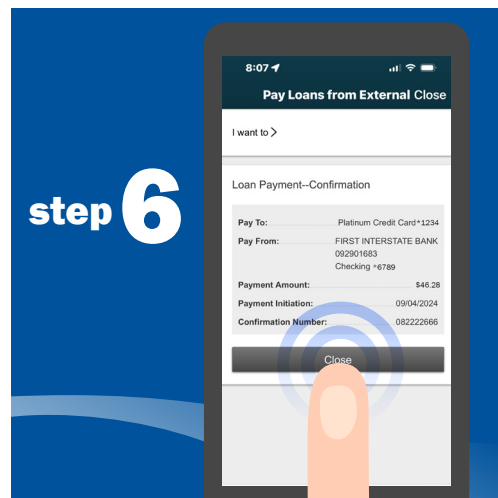
Note: Make sure you've already added an external account. If you haven't yet, stop here and follow the instructions labeled "How to Add an External Account."



step 4
Select "I want to" from the dropdown menu. Then tap "Make Payment."



step 5
Use the dropdown menus to select the "Pay From" account and the loan to be paid. Enter the payment amount and choose when to make the payment. Agree to the Terms & Conditions and tap "Continue."



step 6
After receiving your payment confirmation, you can "Close" the transaction.

Scan the code to get the Mobile Banking app today!

